



# MORE BOAT LESS MONEY

TOP QUALITY AT FACTORY DIRECT PRICING



## 31 SEDAN



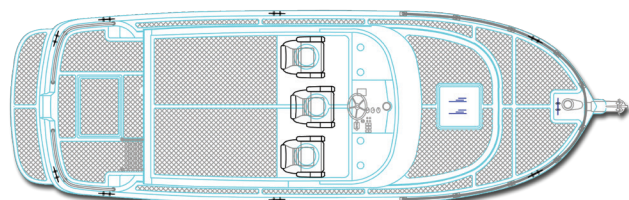
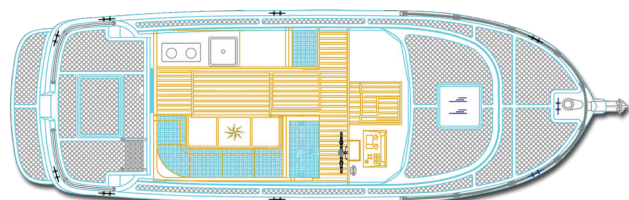

All Helmsman Trawlers feature proven, sturdy construction methods, exceptional craftsmanship, abundant use of quality materials, and capable hull designs.

The new Helmsman Trawlers 31 Sedan is an exciting update on a proven design. The original Camano 31, upon which this model is based and with over 270 built, is well-known for many reasons including an outstanding hull design with great sea-keeping characteristics and economy through a range of cruising speeds. Helmsman Trawlers has updated the lines, completely redesigned the interior, and created a true bantam trawler yacht at a remarkable price.

Distinctive features include a luxurious master suite with a roomy head and a separate shower compartment, a large galley with abundant storage, fine interior craftsmanship with fit and finish that rivals larger and much more expensive yachts, excellent interior light and visibility, and a large bridge deck with flybridge.

Propulsion options include Volvo-Penta D4-225 4 cylinder 3.7 litre, Hyundai SeasAll S270P V-6 3.0 litre, and Hyundai R200P 4 cylinder 2.2 litre.

# 31 SEDAN



LOA 31' | LOD 28' | BEAM 10' 6" | DRAFT 3' | 11,500 LBS DRY WT  
FUEL 150 GAL | WATER 100 GAL | WASTE 30 GAL

## Design Features and Standard Equipment

### Construction

- Solid FRP laminate hull with vinyl ester resins in external layers – fitted with an internal FRP grid for structural stiffness
- Vacuum infused FRP construction
- Expertly-crafted cabinetry – teak solids and veneers throughout
- Louvered storage cabinet doors throughout
- Ceiling panels easily removable for wiring access
- Quality stainless steel deck hardware
- Stainless steel safety rails with polished welds
- White gel coat hull and superstructure with gray non-skid – other colors available
- Seahawk barrier coat and bottom paint
- Full keel; stainless steel rudder and skeg
- Aluminum fuel tanks (2)
- Stainless steel water tanks (2)
- FRP holding tank

### Mechanical / Propulsion

- Trim tabs
- Sea Star hydraulic steering system
- Bow thruster
- Dripless-type shaft seal
- Lower control station with teak wheel and fixed helm seat
- Companion seat
- Flybridge control center with stainless steel wheel

### Deck / Anchoring

- Lewmar V3 windlass with drum capstan and deck-mounted foot controls
- Anchor chain and 15 kg Bruce-type stainless steel anchor
- Windlass remote control at lower and upper helms
- Self-launching anchor roller
- Anchor chain and storage locker at bow
- FRP swim platform
- Swim ladder
- Transom door
- Three pedestal helm seats on flybridge
- FRP radar arch with hinge
- Raw water washdown at bow
- Lazarette storage compartment
- Hinged deck hatches with gas stays

### Electrical

- Magnum MS-2000 inverter/charger with remote control
- AGM batteries (four 100 A-hr for house, one 100 A-hr for start)
- Galvanic isolator
- Blue Sea Systems AC/DC panel

- Blue Sea Systems Automatic Charge Relay
- GFCI protection
- Bonding systems with zinc anodes
- Prewired and plumbed for generator in lazarette

### Domestic

- Webasto AirTop cabin heating (or credit toward Webasto reverse-cycle heat/air)
- Marco variable flow potable water pump
- Six gallon electrical hot water heater with engine heating
- Cockpit shower (hot and cold)
- Nova Kool refrigerator/freezer (7 cu. ft.)
- Force 10 propane 3 burner range – electric range or cooktop may be substituted
- Corian galley countertop
- Overhead drop-down storage cabinets in galley
- Overhead drop-down TV cabinet (optional)
- Dometic Masterflush head
- Macerator waste pump with throughhull
- Interior wood blinds
- LED interior lighting; florescent engine room lighting
- Reading lights
- Opening center windshield window
- Opening side windows (2) with screens
- Opening aft window with screen
- Opening port lights (4) with screens; opening porthole with screen
- Opening overhead hatch (24") in stateroom with Oceanair screen/blind

### Navigation / Safety

- Three pantographic windshield wipers
- Three Rule electric bilge pumps with auto/manual control
- Dual trumpet electric horn
- Navigation lights
- Welded stainless steel handrails on bow, bridge deck and transom

### Options Available

- A wide range of options and customizations including: Generator; navigational electronics; entertainment electronics; battery packages; choice of hull colors; interior upholstery and countertop selections; galley equipment and configurations. Talk with us about your preferences!

helmsmantrawlers.com



43 PILOTHOUSE



38 PILOTHOUSE



37 SEDAN  
ONE STATEROOM



37 SEDAN  
TWO STATEROOMS



31 SEDAN